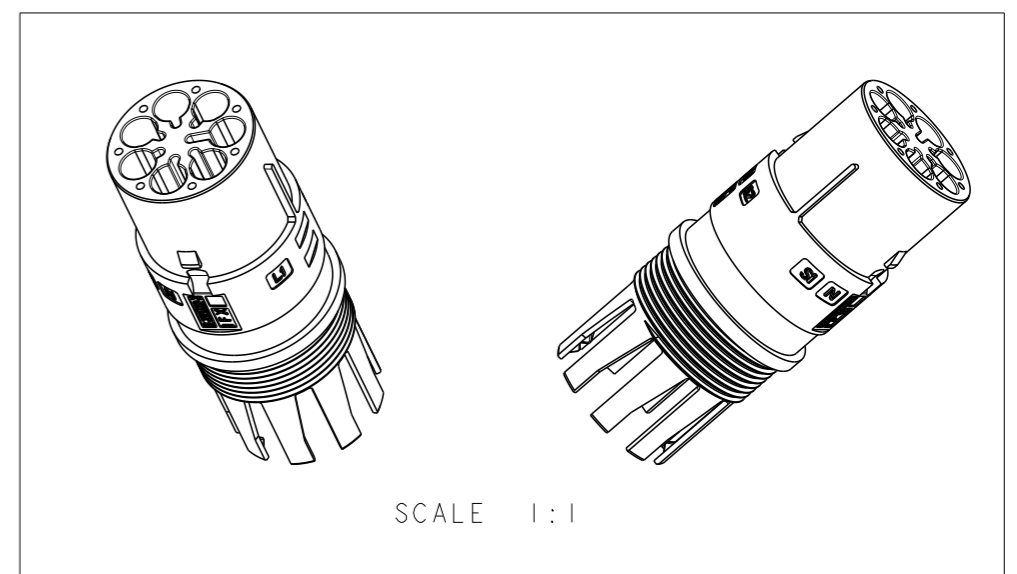


THIS DRAWING IS UNPUBLISHED. RELEASED FOR PUBLICATION 2011
 © COPYRIGHT 2011 BY - ALL RIGHTS RESERVED.

LOC	DIST	REVISIONS					
		P	LTR	DESCRIPTION	DATE	DWN	APVD
1	-		2	UPDATED	02MAY2011	AB	GT
			3	UPDATED	22JUL2013	MZ	JC
			4	REVISED LATCH SHAPE	02AUG2013	KR	JC
			A	PARTS RELEASED FOR PRODUCTION	13NOV2013	MZ	JC



- NOTES:
- 1 MATERIAL: PA GF (NATURAL AND BLACK COLOUR)
 - 2 ALL POLARIZATION KEYS SHOWN FOR REF ONLY
 - 3 WAYS I.D.
 - 4 VOLTAGE AND CURRENT RATINGS
 - 5 TE LOGO
 - 6 TE PART NUMBER
 - 7 DATA CODE AND CAVITY I.D.
 - 8 AREA FOR AGENCIES APPROVAL LOGO
 - 9 VISUAL INDICATOR FOR PE CONDUCTOR
 - 10 IP CODE



THIS DRAWING IS A CONTROLLED DOCUMENT.		DWN A. BERNARDI 31MAR2011	TE Connectivity	
DIMENSIONS: mm		CHK M. ZUCCA 31MAR2011		
TOLERANCES UNLESS OTHERWISE SPECIFIED:		APVD G. TURCO 31MAR2011	NAME PIN HSG 7 POLES FREE HANGING NECTOR M-LINE UNSEALED VERSION	
0 PLC ±- 1 PLC ±0.3 2 PLC ±0.20 3 PLC ±- 4 PLC ±- ANGLES ±3°		PRODUCT SPEC -	SIZE A300779	CAGE CODE C-293722
MATERIAL NOTE 1		APPLICATION SPEC -	DRAWING NO	RESTRICTED TO
		WEIGHT -	SCALE 2:1 SHEET 1 OF 2 REV A	
		Customer Drawing		

THIS DRAWING IS UNPUBLISHED.

RELEASED FOR PUBLICATION

2011

© COPYRIGHT 2011 BY -

ALL RIGHTS RESERVED.

LOC	DIST	REVISIONS					
		P	LTR	DESCRIPTION	DATE	DWN	APVD
1	-	-	-	SEE SHEET 1	-	-	-

POLARIZATION TYPES


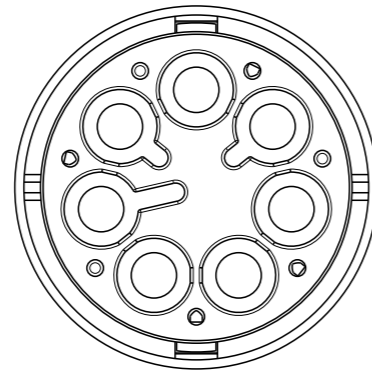

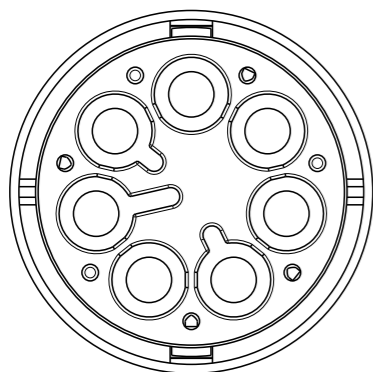
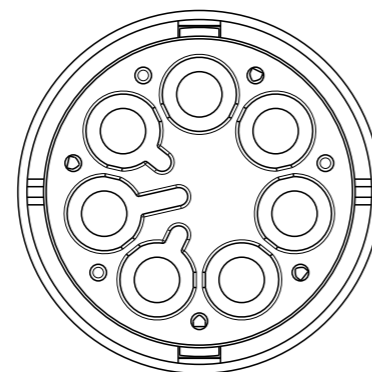










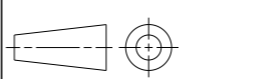
POLARIZATION TYPE "A"	POLARIZATION TYPE "B"	POLARIZATION TYPE "C"
		
PNs 0-293722-1 AND 1-293722-1	PNs 0-293722-2 AND 1-293722-2	PNs 0-293722-3 AND 1-293722-3
POLARIZATION TYPE "D"	POLARIZATION TYPE "E"	
		
PNs 0-293722-4 AND 1-293722-4	PNs 0-293722-5 AND 1-293722-5	

TABLE 1

	E	BLACK	PIN HSG 7 POLES FREE HANGING NECTOR* M-LINE	A	1-293722-5
	D	BLACK	PIN HSG 7 POLES FREE HANGING NECTOR* M-LINE	A	1-293722-4
	C	BLACK	PIN HSG 7 POLES FREE HANGING NECTOR* M-LINE	A	1-293722-3
	B	BLACK	PIN HSG 7 POLES FREE HANGING NECTOR* M-LINE	A	1-293722-2
	A	BLACK	PIN HSG 7 POLES FREE HANGING NECTOR* M-LINE	A	1-293722-1
	E	NATURAL	PIN HSG 7 POLES FREE HANGING NECTOR* M-LINE	A	0-293722-5
	D	NATURAL	PIN HSG 7 POLES FREE HANGING NECTOR* M-LINE	A	0-293722-4
	C	NATURAL	PIN HSG 7 POLES FREE HANGING NECTOR* M-LINE	A	0-293722-3
	B	NATURAL	PIN HSG 7 POLES FREE HANGING NECTOR* M-LINE	A	0-293722-2
	A	NATURAL	PIN HSG 7 POLES FREE HANGING NECTOR* M-LINE	A	0-293722-1
NOTE	POL. KEYING	COLOUR	DESCRIPTION	REV.	P/N

THIS DRAWING IS A CONTROLLED DOCUMENT.

DIMENSIONS: mm



MATERIAL NOTE 1

TOLERANCES UNLESS OTHERWISE SPECIFIED:

- 0 PLC ±
- 1 PLC ±0.3
- 2 PLC ±0.20
- 3 PLC ±
- 4 PLC ±
- ANGLES ±3°
- FINISH -

DWN A. BERNARDI 31MAR2011

CHK M. ZUCCA 31MAR2011

APVD G. TURCO 31MAR2011

PRODUCT SPEC -

APPLICATION SPEC -

WEIGHT -

Customer Drawing



NAME PIN HSG 7 POLES FREE HANGING NECTOR M-LINE UNSEALED VERSION

SIZE A3 CAGE CODE 00779 DRAWING NO C-293722 RESTRICTED TO -

SCALE 2:1 SHEET 2 OF 2 REV A